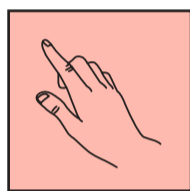



THE *New* 2019 FLORIN BANKNOTE SERIES



Get to know the new family of 2019 Florin banknotes and learn how to recognize an authentic banknote by its security features.




FEEL



TILT



LOOK



EXAMINE



Front



Reverse



High-Relief Printing: Feel the raised ink on the animal portrayed, the pattern of house symbols, CENTRALE BANK VAN ARUBA, the denomination and the signatures.




Elements for the Visually Impaired: Feel the raised ink along the top and bottom edges of the banknote corresponding to the denomination.



3D Moving Stripe: Tilt to see pulsing rays of the sun and the three dimensional droplet magnifying the stars beneath it.



Color-Changing Ink: Tilt to see a wave effect of changing color from gold to green on the head of the Prikichi and denomination.



Iridescent Stripe: Tilt to see the denomination and a flower motif in golden metallic color.




Watermark: Look for the multi-tonal image of the Shoco combined with the CBA logo when held to the light.



See-Through Feature: Look for patterns on the front and reverse of the banknote to complete the denomination when held to the light.



Micro-Text and Images: Examine the banknote closely to reveal the text hidden in the design on the front and reverse of the banknote.



UV Printing: Examine the banknote under ultraviolet light to reveal the denomination, the (hidden) animals portrayed, and security fibers in three colors (blue, red and yellow) throughout the banknote.

More information!

Read more about the new 2019 Florin Banknote series at www.cbaruba.org/newbanknotes2019

DOWNLOAD THE APP!



Google Play and the Google Play logo are trademarks of Google LLC.



Aruba su Florin



CENTRALE BANK VAN ARUBA