



Financial Intelligence Unit *of* Aruba  
MOT

## Meldgedrag

Drs. Lennaert Peek – Hoofd MOT Aruba



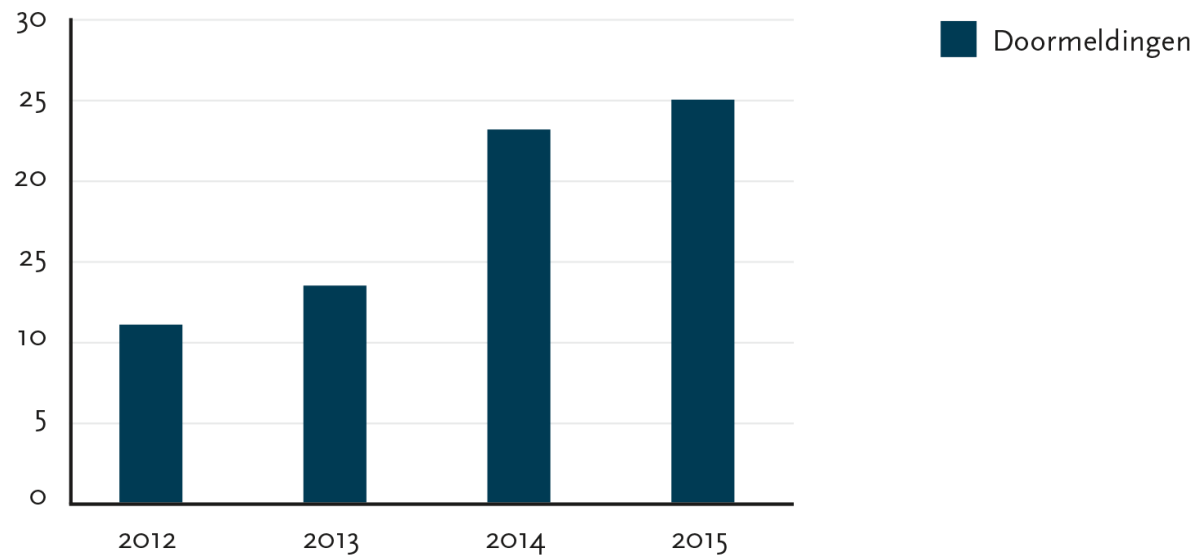


## Financial Intelligence Unit *of* Aruba MOT

Dienstverleners		2012	2013	2014	2015	
Financieel	Commerciële banken	4.214	17.544	19.839	19074	-
	Offshore banken	46	71	74	73	-
	Geldtransactiebedrijven	4.487	2.410	2.786	3335	+
	Levensverzekeraars	53	24	11	10	-
	Overige Financiële Instellingen	16	100	177	337	+
	<b>Totaal</b>	<b>8816</b>	<b>20149</b>	<b>22887</b>	<b>22829</b>	
Niet Financieel	Accountants	1		2	2	=
	Advocaten		10	1	4	+
	Belastingadviseurs				4	+
	Casino's	45	2.055	6.403	9847	+
	Handelaren in juwelen	20	4	7	0	-
	Handelaren in voertuigen	38	33	43	35	-
	Makelaars		26	24	37	+
	Notarissen	3	32	349	329	-
	Trustkantoren		2	87	2150	+
	<b>Totaal</b>	<b>107</b>	<b>2162</b>	<b>6916</b>	<b>12408</b>	
Douane	<b>Totaal</b>	<b>1010</b>	<b>921</b>	<b>871</b>	<b>921</b>	
<b>Totaal</b>		<b>9933</b>	<b>23232</b>	<b>30674</b>	<b>36158</b>	

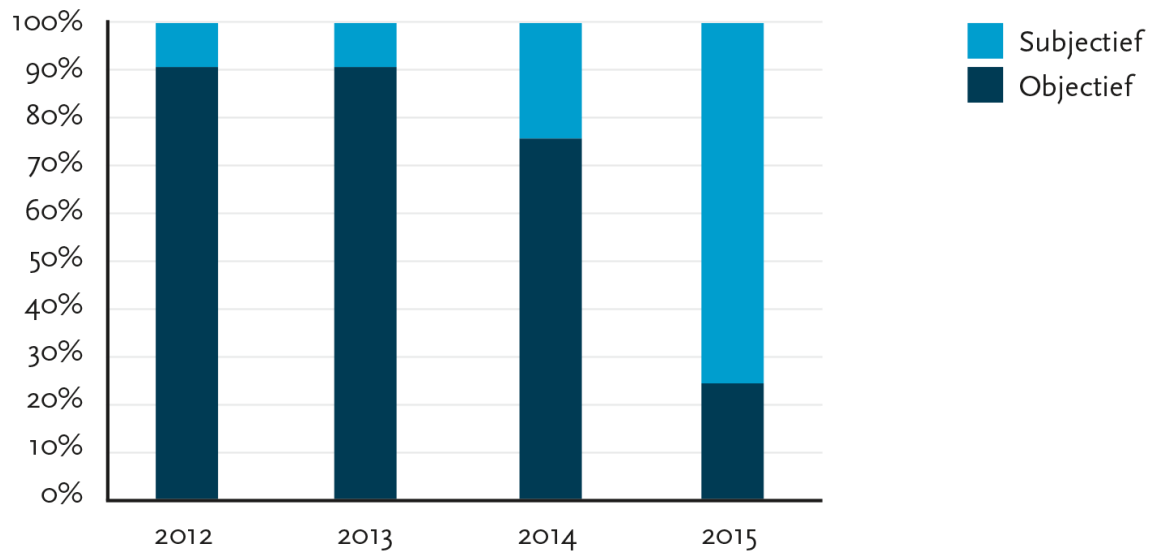


Financial Intelligence Unit *of* Aruba  
MOT





Financial Intelligence Unit *of* Aruba  
MOT





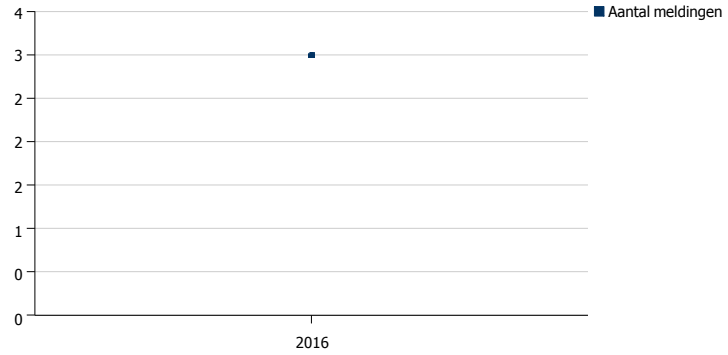
Financial Intelligence Unit *of* Aruba  
MOT

# Statistieken



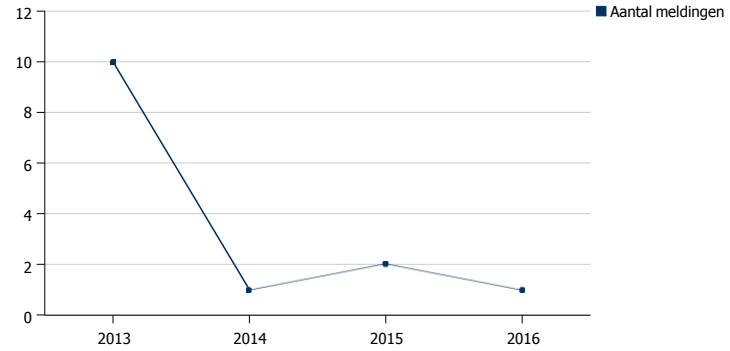
## Accountants

Jaar	Aantal meldingen	Verschil	Percentage totaal
2016	3		100%



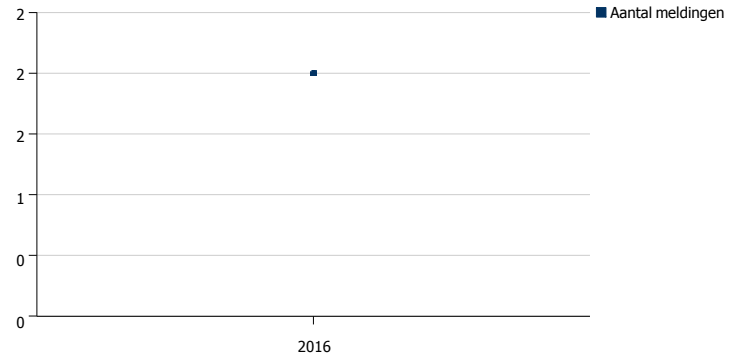
## Advocaten

Jaar	Aantal meldingen	Vershil	Percentage totaal
2013	10		71%
2014	1	-9	7%
2015	2	1	14%
2016	1	-1	7%



## Belastingadviseurs

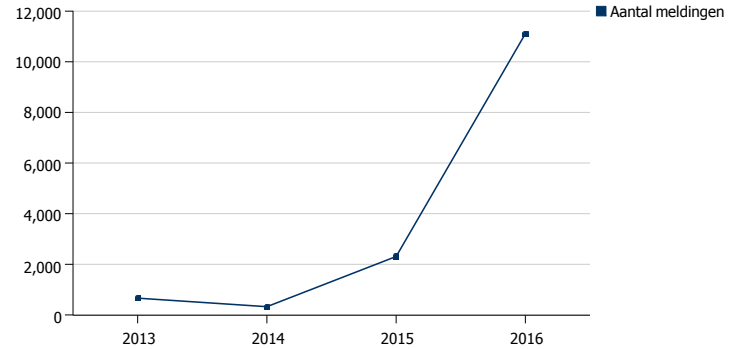
Jaar	Aantal meldingen	Verschil	Percentage totaal
2016	2		100%





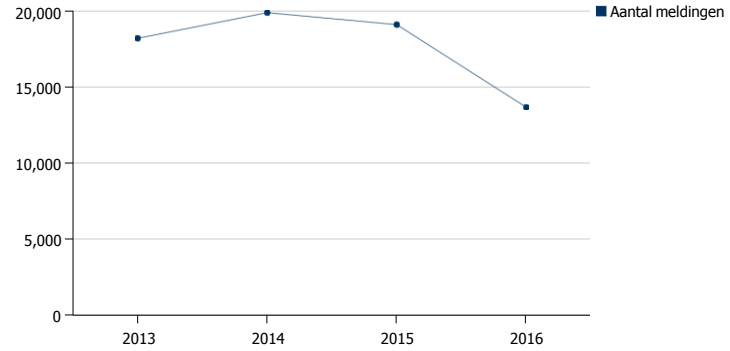
## Casino's

Jaar	Aantal meldingen	Vershil	Percentage totaal
2013	663		5%
2014	326	-337	2%
2015	2,308	1,982	16%
2016	11,108	8,800	77%



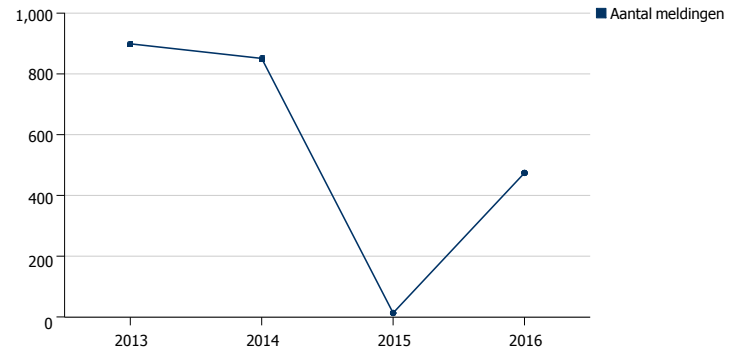
## Commerciële banken

Jaar	Aantal meldingen	Vershil	Percentage totaal
2013	18,182		26%
2014	19,853	1,671	28%
2015	19,074	-779	27%
2016	13,683	-5,391	19%



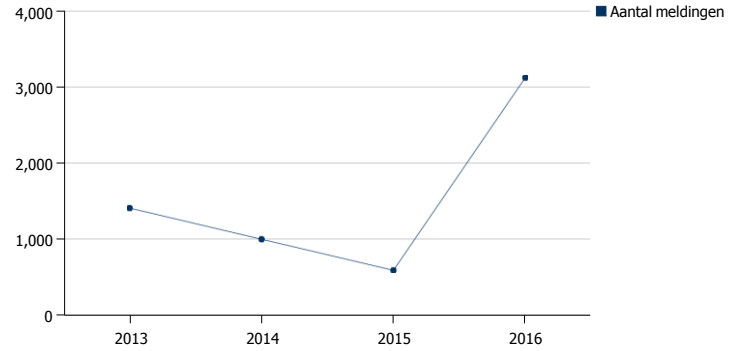
## Douane

Jaar	Aantal meldingen	Vershil	Percentage totaal
2013	899		40%
2014	851	-48	38%
2015	13	-838	1%
2016	474	461	21%



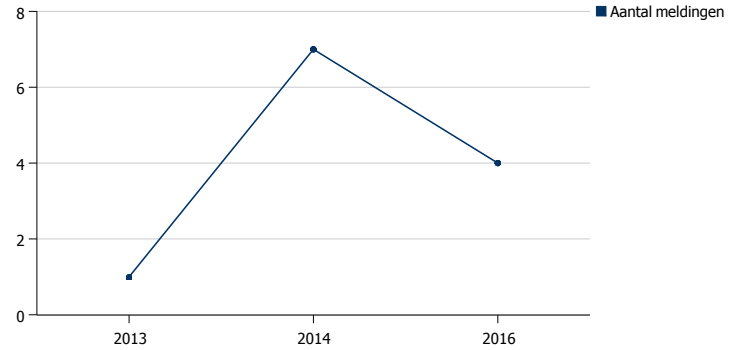
## Geldtransactiebedrijven

Jaar	Aantal meldingen	Vershil	Percentage totaal
2013	1,412		23%
2014	1,005	-407	16%
2015	599	-406	10%
2016	3,116	2,517	51%



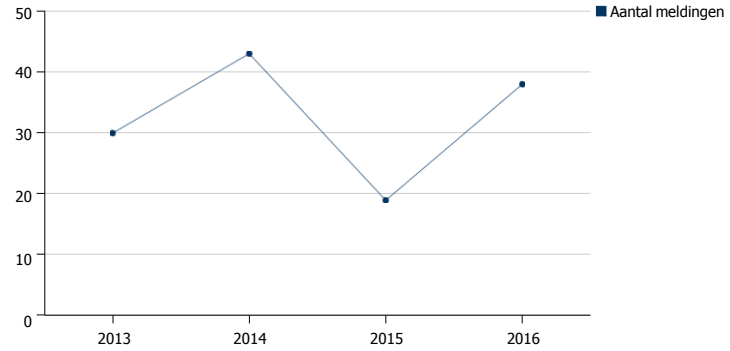
## Handelaren in juwelen

Jaar	Aantal meldingen	Vershil	Percentage totaal
2013	1		8%
2014	7	6	58%
2016	4	-3	33%



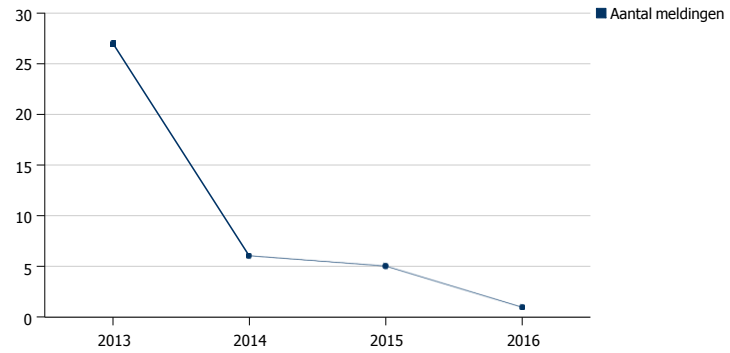
## Handelaren in voertuigen

Jaar	Aantal meldingen	Vershil	Percentage totaal
2013	30		23%
2014	43	13	33%
2015	19	-24	15%
2016	38	19	29%



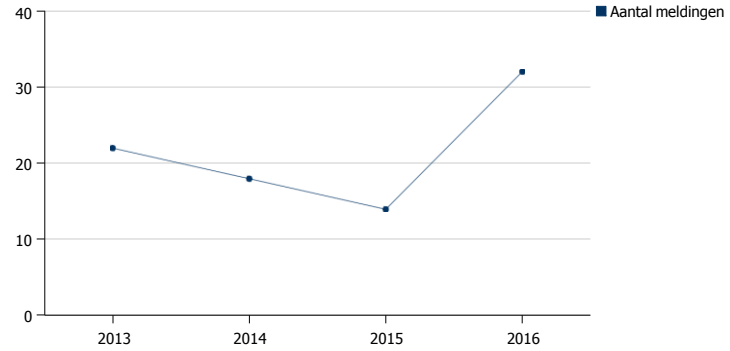
## Levensverzekeraars

Jaar	Aantal meldingen	Verschil	Percentage totaal
2013	27		69%
2014	6	-21	15%
2015	5	-1	13%
2016	1	-4	3%



## Makelaars

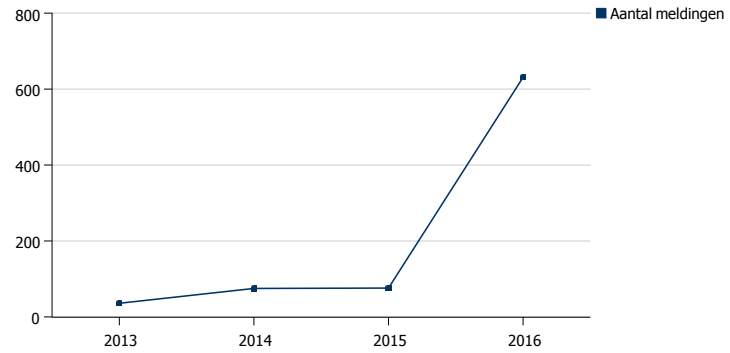
Jaar	Aantal meldingen	Vershil	Percentage totaal
2013	22		26%
2014	18	-4	21%
2015	14	-4	16%
2016	32	18	37%





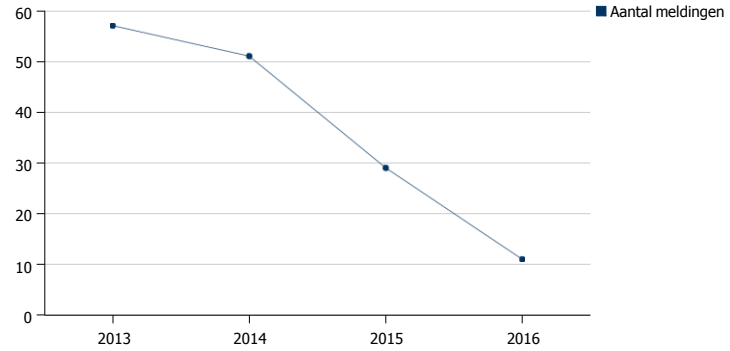
## Notarissen

Jaar	Aantal meldingen	Vershil	Percentage totaal
2013	36		4%
2014	75	39	9%
2015	76	1	9%
2016	631	555	77%



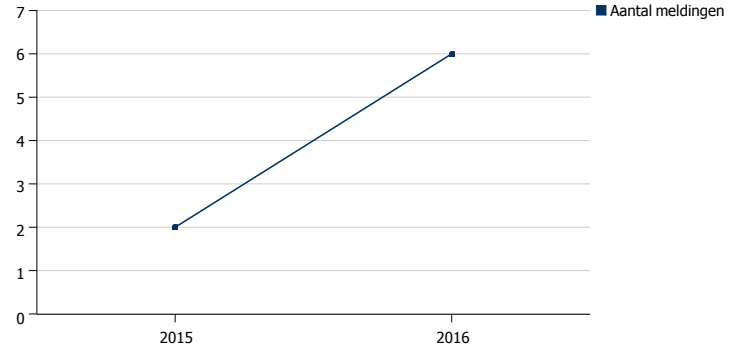
## Offshore banken

Jaar	Aantal meldingen	Vershil	Percentage totaal
2013	57		39%
2014	51	-6	34%
2015	29	-22	20%
2016	11	-18	7%



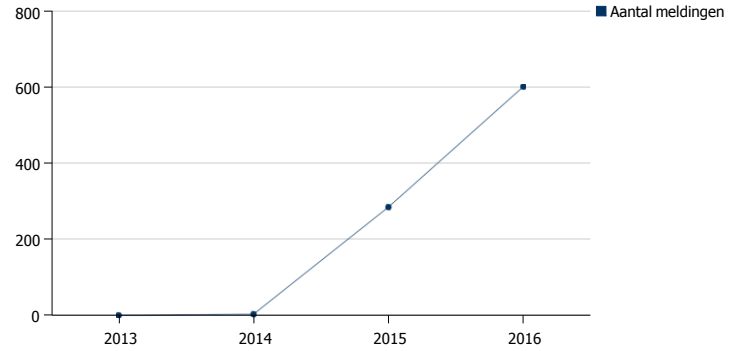
## Pandhuizen | compra y venta

Jaar	Aantal meldingen	Vershil	Percentage totaal
2015	2		25%
2016	6	4	75%



## Trustkantoren

Jaar	Aantal meldingen	Vershil	Percentage totaal
2013	1		0%
2014	4	3	0%
2015	285	281	32%
2016	601	316	67%





Financial Intelligence Unit *of* Aruba  
MOT

Masha danki

